

BBC iPlayer parental guidance lock

Controls & Settings guide

The Parental Guidance Lock is a safeguard to help you control which BBC audio and video content your children can listen to or watch online. Alternatively, there is also a [BBC iPlayer Kids](#) app featuring tailored content for kids.

What do I need?


BBC iPlayer account username and password.

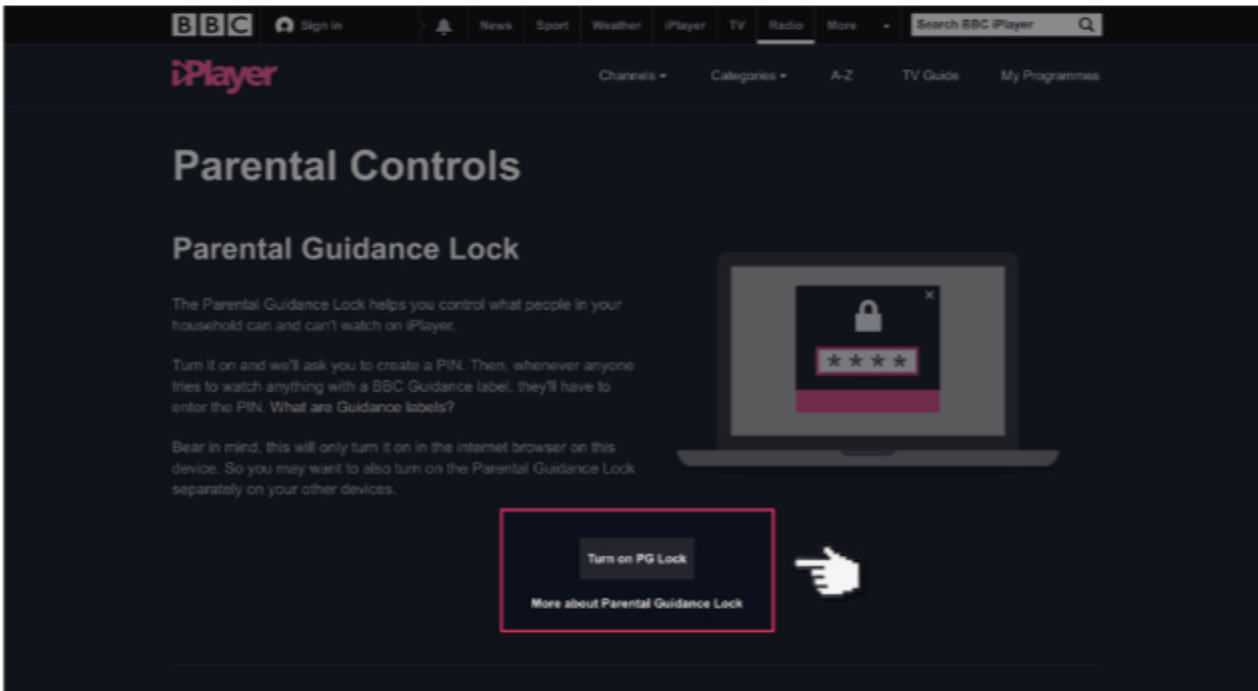
Restrictions you can apply



Inappropriate content

Step by Step instructions

1. Go to **iPlayers Parental Guidance**  page and click on the 'Set up the parental Guidance Lock now' button.



The screenshot shows the BBC iPlayer website's 'Parental Controls' section. The page has a dark background with white text. At the top, there is a navigation bar with the BBC logo, a 'Sign in' button, and various menu items like News, Sport, Weather, iPlayer, TV, Radio, and More. A search bar is also present. Below the navigation, the 'Parental Controls' title is displayed in a large font. Underneath, the 'Parental Guidance Lock' section is highlighted. It contains three paragraphs of text explaining the feature. To the right of the text is an illustration of a laptop displaying a PIN entry screen with a lock icon and four stars. At the bottom of the section, there is a button labeled 'Turn on PG Lock' and a link 'More about Parental Guidance Lock'. A white hand cursor icon is pointing at the 'Turn on PG Lock' button, which is highlighted with a red rectangular border.

Parental Controls

Parental Guidance Lock

The Parental Guidance Lock helps you control what people in your household can and can't watch on iPlayer.

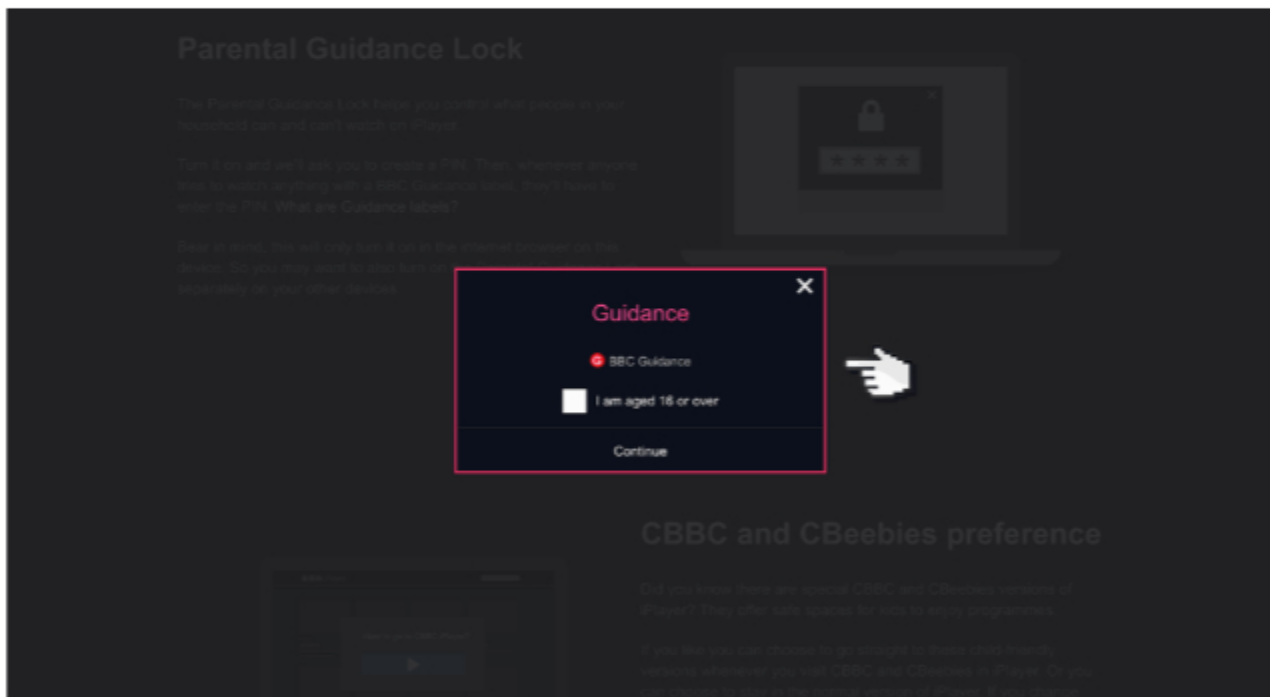
Turn it on and we'll ask you to create a PIN. Then, whenever anyone tries to watch anything with a BBC Guidance label, they'll have to enter the PIN. What are Guidance labels?

Bear in mind, this will only turn it on in the internet browser on this device. So you may want to also turn on the Parental Guidance Lock separately on your other devices.

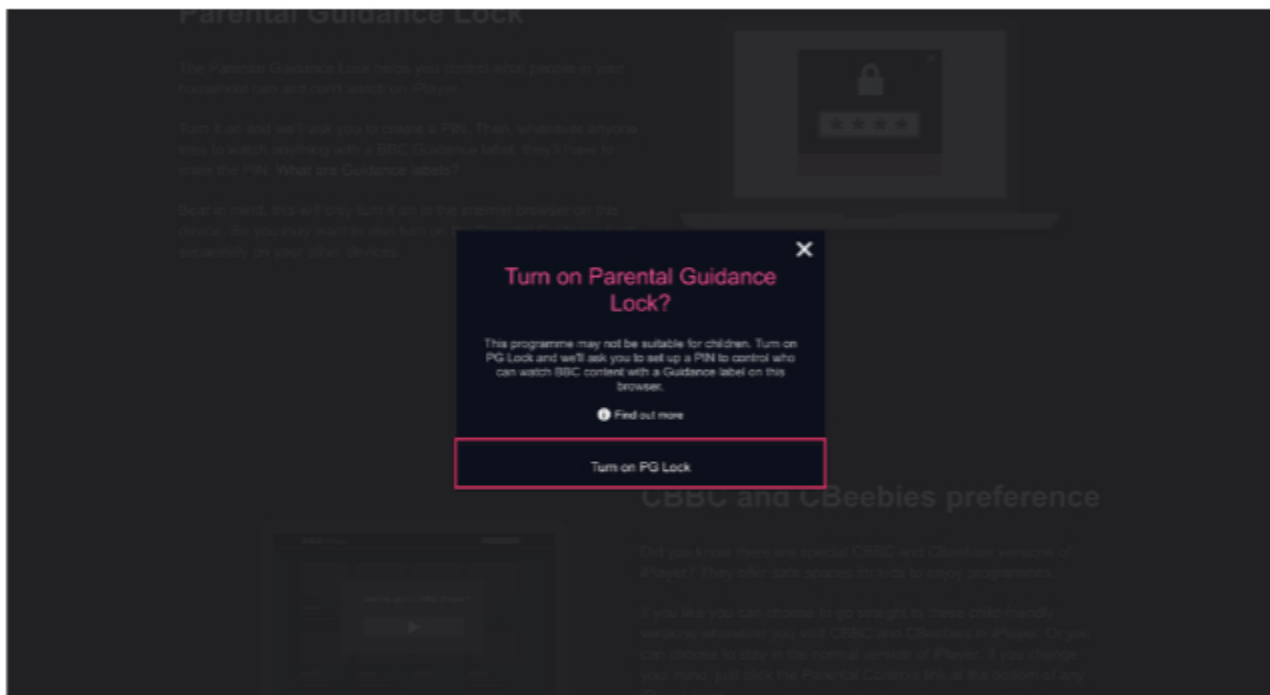
[Turn on PG Lock](#)

[More about Parental Guidance Lock](#)

2. Select the check box and click 'Continue'.



3. Click the 'Turn On' button.



4. You will now have to create a 4-digit pin code. This will be required whenever an age restricted show is trying to be accessed.

